

Japanese noren curtains (のれん)

<http://www.nipponcraft.com>

- ✓ *Hanging textile with a traditional design printing*
- ✓ *Vertical cutting(s) for opening & passing through easily
(Approx. 80% height cut)*

In Japan, a noren is utilized for

- ✓ *Interior decoration*
- ✓ *Shop front hanging to show the business is open*

If you find a good place, how about adding a Japanese oriental accent with a noren?

For room interior



For shop-front



Our proposal for western home

In a hallway for a light partitioning



Cotton batik noren

Our proposal for western home

In a room for sectioning



Polyester noren (see-through / single-sided)

Our proposal for western home

In a room for sectioning



Polyester noren (see-through / single-sided)

Our proposal for western home

In a living room



Cotton batik noren

Our proposal for western home

In a bedroom door



Cotton batik noren

Our proposal for western home

At an entranceway



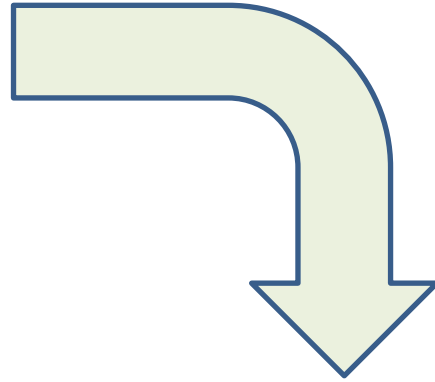
For keeping your privacy at an apt entrance

Our proposal for western home

In a window

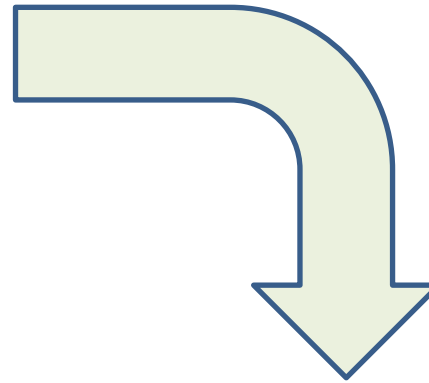


For a decoration



Accent on white walls





Accent on white walls




If you put a noren at the opposite direction of the door opening, the noren still works! It will help cut direct sights into the bedroom!



Photos contributed by customers











Noren sizes

Typical ready-made noren sizes from Japan are:

- ✓ ***Standard (doorway type):*** 85 cm wide X (50 – 170)cm high
- ✓ ***Extra-wide (shop entrance type):*** 170cm wide X (20 cm - 80 cm) high


Because the Japanese standard home door is traditionally 90 cm wide and the entrance is 180 cm wide , the noren are often crafted into 85cm wide or 170 cm wide. Noren might not exactly match with western home architectures, however, if you still find that a noren fits well to your application and looks nice, please consider shopping.

Changing noren size

Most noren for home use are fixed-size. They are ready-made.

Changing the noren size is technically possible, but it is not easy to offer a reasonable pricing. To change the size, the maker needs to change the production setting just for an original piece, which will result in a high pricing. (The setting means design layout, silkscreen, and fabric roll preparing.)

About noren hanging (1/4)



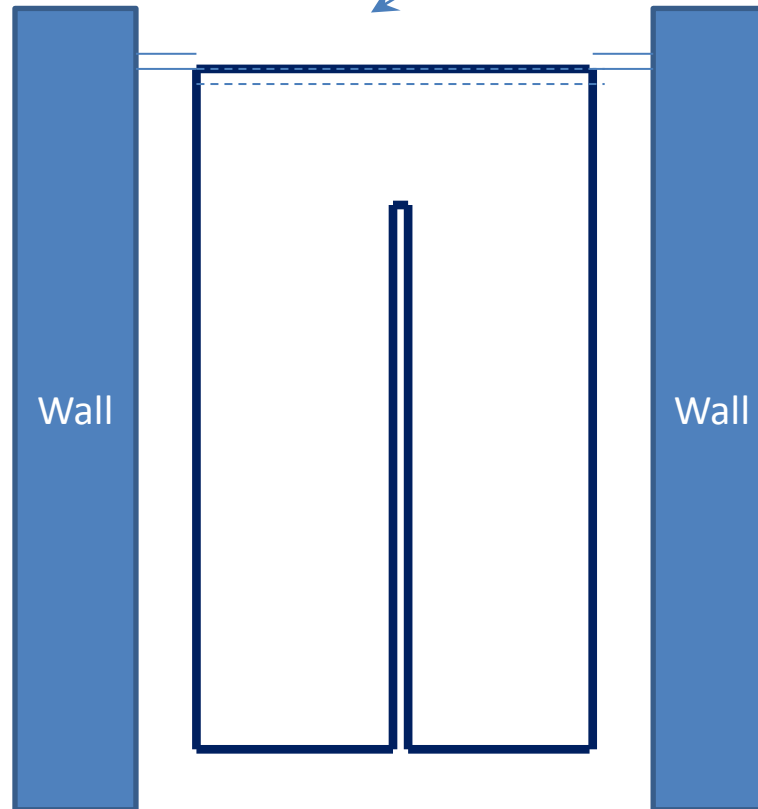
A noren has a rod pocket sewed on the top. All you need is to get a rod at a home depot or use an existing curtain rail!

About pocket type: There are two type of rod pockets – one is enclose slot type as seen in this picture, and the other is loop type (some loops sewed on the top). These pockets are already sewed when manufactured, and you cannot select the pocket type when you shop.

About noren hanging (2/4)

***As long as a noren fits into your hallway,
we recommend a noren.***

***The gap between the noren and the wall
is all up to your preference!***



About noren hanging (3/4)



You can roll up one or both panels when you clean your house.

Copyright © 2013 Japaning Corporation

About noren hanging (4/4)



Using indoor or under eaves is recommended. Exposure to direct sunlight for a long time will cause color dropping.



Please check the recommend cleaning method (dry cleaning, hand-wash, or no cleaning) on the label.

Noren notices (1/2)

✓ **Textile not so soft**

It cannot be bunched up on the top like a soft window curtain.

✓ **Fixed size**

Many noren are not re-sizeable. Noren are not like ordering window curtains at a home depot.

✓ **Please prepare a noren rod on your side**

You need a rod (curtain rail) to hang a noren. Please prepare it on your side. (A rod does NOT come with a noren.) We have a separately selling optional rod (extendable up to 105 cm), but if you need a wider one, please look for a suitable one at a home depot in your neighborhood.


Noren notices (2/2)

✓ *Noren may be see-through*

A noren is see-through.

A noren are usually made of hemp, polyester or cotton.

More see-through: Hemp > Polyester > Cotton : Less see –though, but not thick enough to hide everything behind.



The photograph shows you how the hemp-made noren is see-through. For other materials, please check other photos in this pamphlet.

Custom noren welcome!

A noren is a part of Japanese restaurant's architecture and interior decoration.

We will custom-make your original noren with your shop design and size.

Please look up the custom-noren web page:

https://www.nipponcraft.com/inq_form.php?lcs_id=30644&form_id=2&lang_id=en/

Many thanks to the furnished apartments for shooting noren photos!

We are not sure ^^);; if these types of a single family house and an apartment are common in the US, but we had chances for photos shooting there...Hoping our demonstration photos are helpful for you!



MINE Apartment Hotel, Flushing, Queens, NY, USA

E 38th Street, New York, NY, USA



Disclaimer

The pictures in this document are for your reference only. We cannot show 100% accurate looking, thickness, hardness and softness of the noren textile through pictures.

✓ *Texture hard to be judged through photographs*

We try to provide as much information as possible through website, however we cannot present textile touch in 100% accuracy.

✓ *Colors may look brighter through a computer LCD screen*

The colors in the website photographs tend to look brighter through a computer screen than the actual colors when you have with your hands.

<http://www.nipponcraft.com>

Japanese traditional crafts online gift-shop

Please contact **support@nipponcraft.com**

JAPANING CORPORATION

***#403, Shimouma 3 Chome, 9-8, Setagaya-ku,
Tokyo, 154-0002, JAPAN***



Thank you very much for reading our brochure!